

Authority Budget of:

ADOPTED COPY

SAYREVILLE HOUSING AUTHORITY

State Filing Year

2018

For the Period:

January 1, 2018

to

December 31, 2018


www.sayrevilleha.org

Authority Web Address

Department Of



**Community
Affairs**



APPROVED COPY

Division of Local Government Services

2018 HOUSING AUTHORITY BUDGET

Certification Section

2018

SAYREVILLE

(Name)

HOUSING AUTHORITY BUDGET

FISCAL YEAR: FROM JANUARY 1, 2018 TO DECEMBER 31, 2018

For Division Use Only

CERTIFICATION OF APPROVED BUDGET

It is hereby certified that the approved Budget made a part hereof complies with the requirements of law and the rules and regulations of the Local Finance Board, and approval is given pursuant to N.J.S.A. 40A:5A-11.

*State of New Jersey
Department of Community Affairs
Director of the Division of Local Government Services*

By: Paul D. Cvent CPA, RMA Date: 12/4/2017

CERTIFICATION OF ADOPTED BUDGET

It is hereby certified that the adopted Budget made a part hereof has been compared with the approved Budget previously certified by the Division, and any amendments made thereto. This adopted Budget is certified with respect to such amendments and comparisons only.

*State of New Jersey
Department of Community Affairs
Director of the Division of Local Government Services*

By: Paul D. Cvent CPA, RMA Date: 1/22/2018

2018 PREPARER'S CERTIFICATION

SAYREVILLE


(Name)

HOUSING AUTHORITY BUDGET

FISCAL YEAR: FROM: 1-1-2018 TO: 12-31-2018

It is hereby certified that the Housing Authority Budget, including both the Annual Budget and the Capital Budget/Program annexed hereto, represents the members of the governing body's resolve with respect to statute in that: all estimates of revenue are reasonable, accurate and correctly stated; all items of appropriation are properly set forth; and in itemization, form and content, the budget will permit the exercise of the comptroller function within the Housing Authority.

It is further certified that all proposed budgeted amounts and totals are correct. Also, I hereby provide reasonable assurance that all assertions contained herein are accurate and all required schedules are completed and attached.

Preparer's Signature:			
Name:	THOMAS FURLONG, CPA		
Title:	DIRECTOR OF FINANCIAL OPERATIONS		
Address:	881 AMBOY AVE., PO BOX 390 PERTH AMBOY, NJ 08862		
Phone Number:	732-826-3118	Fax Number:	732-826-3111
E-mail address	tfurlong@perthamboyha.org		

2018 APPROVAL CERTIFICATION

SAYREVILLE


(Name)

HOUSING AUTHORITY BUDGET

FISCAL YEAR: FROM: 1-1-2018 TO: 12-31-2018

It is hereby certified that the Housing Authority Budget, including all schedules appended hereto, are a true copy of the Annual Budget and Capital Budget/Program approved by resolution by the governing body of the SAYREVILLE Housing Authority, at an open public meeting held pursuant to N.J.A.C. 5:31-2.3, on the 15th day of NOVEMBER, 2017.

It is further certified that the recorded vote appearing in the resolution represents not less than a majority of the full membership of the governing body thereof.

Officer's Signature:			
Name:	DOUGLAS DZEMA		
Title:	EXECUTIVE DIRECTOR		
Address:	650 WASHINGTON ROAD SAYREVILLE, NJ 08872		
Phone Number:	732-721-8400	Fax Number:	732-721-0062
E-mail address	hapadoug@aol.com		

INTERNET WEBSITE CERTIFICATION

Authority's Web Address: www.sayrevilleha.org

All authorities shall maintain either an Internet website or a webpage on the municipality's or county's Internet website. The purpose of the website or webpage shall be to provide increased public access to the authority's operations and activities. N.J.S.A. 40A:5A-17.1 requires the following items to be included on the Authority's website at a minimum for public disclosure. Check the boxes below to certify the Authority's compliance with N.J.S.A. 40A:5A-17.1.

- A description of the Authority's mission and responsibilities
- Commencing with 2013, the budgets for the current fiscal year and immediately preceding two prior years
- The most recent Comprehensive Annual Financial Report (Unaudited) or similar financial information
- Commencing with 2012, the complete annual audits of the most recent fiscal year and immediately two prior years
- The Authority's rules, regulations and official policy statements deemed relevant by the governing body of the authority to the interests of the residents within the authority's service area or jurisdiction
- Notice posted pursuant to the "Open Public Meetings Act" for each meeting of the Authority, setting forth the time, date, location and agenda of each meeting
- Beginning January 1, 2013, the approved minutes of each meeting of the Authority including all resolutions of the board and their committees, for at least three consecutive fiscal years
- The name, mailing address, electronic mail address and phone number of every person who exercises day-to-day supervision or management over some or all of the operations of the Authority
- A list of attorneys, advisors, consultants and any other person, firm, business, partnership, corporation or other organization which received any remuneration of \$17,500 or more during the preceding fiscal year for any service whatsoever rendered to the Authority.

It is hereby certified by the below authorized representative of the Authority that the Authority's website or webpage as identified above complies with the minimum statutory requirements of N.J.S.A. 40A:5A-17.1 as listed above. A check in each of the above boxes signifies compliance.

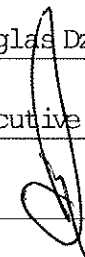
Name of Officer Certifying compliance

Douglas Dzema

Title of Officer Certifying compliance

Executive Director

Signature



2018 HOUSING AUTHORITY BUDGET RESOLUTION

SAYREVILLE

(Name)

FISCAL YEAR: FROM: 1-1-2018 TO: 12-31-2018

WHEREAS, the Annual Budget and Capital Budget for the SAYREVILLE Housing Authority for the fiscal year beginning, JANUARY 1, 2018 and ending, DECEMBER 31, 2018 has been presented before the governing body of the SAYREVILLE Housing Authority at its open public meeting of 11/15/2017; and

WHEREAS, the Annual Budget as introduced reflects Total Revenues of \$ 2,203,470, Total Appropriations, including any Accumulated Deficit if any, of \$ 2,187,400 and Total Unrestricted Net Position utilized of 0; and

WHEREAS, the Capital Budget as introduced reflects Total Capital Appropriations of \$ 0 and Total Unrestricted Net Position planned to be utilized as funding thereof, of \$ 0; and

WHEREAS, the schedule of rents, fees and other charges in effect will produce sufficient revenues, together with all other anticipated revenues to satisfy all obligations to the holders of bonds of the Authority, to meet operating expenses, capital outlays, debt service requirements, and to provide for such reserves, all as may be required by law, regulation or terms of contracts and agreements; and

WHEREAS, the Capital Budget/Program, pursuant to N.J.A.C. 5:31-2, does not confer any authorization to raise or expend funds; rather it is a document to be used as part of the said Authority's planning and management objectives. Specific authorization to expend funds for the purposes described in this section of the budget, must be granted elsewhere; by bond resolution, by a project financing agreement, by resolution appropriating funds from the Renewal and Replacement Reserve or other means provided by law.

NOW, THEREFORE BE IT RESOLVED, by the governing body of the SAYREVILLE Housing Authority, at an open public meeting held on 11/15/2017 that the Annual Budget, including all related schedules, and the Capital Budget/Program of the SAYREVILLE Housing Authority for the fiscal year beginning, JANUARY 1, 2018 and ending, DECEMBER 31, 2018 is hereby approved; and

BE IT FURTHER RESOLVED, that the anticipated revenues as reflected in the Annual Budget are of sufficient amount to meet all proposed expenditures/expenses and all covenants, terms and provisions as stipulated in the said Housing Authority's outstanding debt obligations, capital lease arrangements, service contracts, and other pledged agreements; and

BE IT FURTHER RESOLVED, that the governing body of the SAYREVILLE Housing Authority will consider the Annual Budget and Capital Budget/Program for adoption on 1/9/2018.

(Secretary's Signature)

11/15/17
(Date)

Governing Body Member:	Recorded Vote			
	Aye	Nay	Abstain	Absent
JORGE GONZALEZ-GOMEZ	✓			
KENNETH OLCHASKEY	✓			
BEVERLY RAPPLEYEA	✓			
ROBERT REDFORD	✓			
SHANE ROBINSON				✓
PAULA DUFFY				✓
RON GREEN	✓			

2018 ADOPTION CERTIFICATION


SAYREVILLE

(Name)

HOUSING AUTHORITY BUDGET

FISCAL YEAR: FROM: 1-1-2018 TO: 12-31-2018

It is hereby certified that the Housing Authority Budget and Capital Budget/Program annexed hereto is a true copy of the Budget adopted by the governing body of the SAYREVILLE Housing Authority, pursuant to N.J.A.C. 5:31-2.3, on the 9TH day of, JANUARY, 2018.

Officer's Signature:			
Name:	DOUGLAS DZEMA		
Title:	EXECUTIVE DIRECTOR		
Address:	650 WASHINGTON ROAD SAYREVILLE, NJ 08872		
Phone Number:	732-721-8400	Fax Number:	732-721-0062
E-mail address	hapadoug@aol.com		

2018 ADOPTED BUDGET RESOLUTION

2018-02

SAYREVILLE

(Name)

HOUSING AUTHORITY

FISCAL YEAR: FROM: 1/1/2018 TO: 12/31/2018

WHEREAS, the Annual Budget and Capital Budget/Program for the SAYREVILLE Housing Authority for the fiscal year beginning 1/1/2018 ending, 12/31/2018 has been presented for adoption before the governing body of the SAYREVILLE Housing Authority at its open public meeting of 01/09/2018 .: and


WHEREAS, the Annual Budget and Capital Budget as presented for adoption reflects each item of revenue and appropriation in the same amount and title as set forth in the introduced and approved budget, including all amendments thereto, if any, which have been approved by the Director of the Division of Local Government Services; and

WHEREAS, the Annual Budget as presented for adoption reflects Total Revenues of \$ 2,203,470 , Total Appropriations, including any Accumulated Deficit, if any, of \$ 2,187,400 and Total Unrestricted Net Position utilized of \$ 0 ; and

WHEREAS, the Capital Budget as presented for adoption reflects Total Capital Appropriations of \$ 0 and Total Unrestricted Net Position planned to be utilized of \$ 0 ; and

NOW, THEREFORE BE IT RESOLVED, by the governing body of SAYREVILLE Housing Authority, at an open public meeting held on 01/09/2018 that the Annual Budget and Capital Budget/Program of the SAYREVILLE Housing Authority for the fiscal year beginning, 1/1/2018 and, ending, 12/31/2018 is hereby adopted and shall constitute appropriations for the purposes stated; and

BE IT FURTHER RESOLVED, that the Annual Budget and Capital Budget/Program as presented for adoption reflects each item of revenue and appropriation in the same amount and title as set forth in the introduced and approved budget, including all amendments thereto, if any, which have been approved by the Director of the Division of Local Government Services,



(Secretary's Signature)

1/9/18

(Date)

Governing Body Member:	Recorded Vote			
	Aye	Nay	Abstain	Absent
JORGE GONZALEZ-GOMEZ	✓			
KENNETH OLCHASKEY	✓			
BEVERLY RAPPLEYEA	✓			
ROBERT REDFORD	✓			
SHANE ROBINSON				✓
RON GREEN				✓
ARTHUR RITTENHOUSE				

2018 HOUSING AUTHORITY BUDGET

Narrative and Information Section

**2018 HOUSING AUTHORITY BUDGET MESSAGE &
ANALYSIS
SAYREVILLE
(Name)**

AUTHORITY BUDGET

FISCAL YEAR: FROM: 1-1-2018 TO: 12-31-2018

Answer all questions below. Attach additional pages and schedules as needed.

1. Complete a brief statement on the 2018/2018-2019 proposed Annual Budget and make comparison to the 2017/2017-2018 adopted budget for each operation. Explain any variances over +/-10% (**As shown on budget page F-4 explain the reason for changes for each appropriation changing more than 10%**) for each line item by operation. Explanations of variances should include a description of the reason for the increase/decrease in the budgeted line item, not just an indication of the amount and percent of the change. Attach any supporting documentation that will help to explain the reason for the increase/decrease in the budgeted line item. For example, if anticipated service charges have increased 15% due to an increase in rates, provide documentation of how the increase occurred (Example Rate Increase authorized by resolution or by HUD).

There are no variances over 10% on Page F-4

2. Complete a brief statement on the impact the proposed Annual Budget will have on Anticipated Revenues, especially service charges and on the general purpose/component unit financial statements. Explain significant increases or decreases, if any. An increase or decrease is considered significant if it is over +/-10% (**As shown on budget page F-2 explain reason for change for each revenue changing more than 10%**) from the current year adopted budget.

There are no variances over 10% on Page F-2.

3. Describe the state of the local/regional economy and how it may impact the proposed Annual Budget, including the planned Capital Budget/Program. NONE

4. Describe the reasons for utilizing Unrestricted Net Position in the proposed Annual Budget, i.e. rate stabilization, debt service reduction, to balance the budget, etc. If the Authority's budget anticipates a use of Unrestricted Net Position, this question must be answered. N/A

5. Identify any sources of funds transferred to the County/Municipality as a budget subsidy or a shared service and explain the reason for the transfer (i.e.: to balance the County/Municipality budget, etc.). N/A

6. The proposed budget must not reflect an anticipated deficit from 2018/2018-2019 operations. If there exists an accumulated deficit from prior years' budgets (and funding is included in the proposed budget as a result of a prior deficit) explain the funding plan to eliminate said deficit (N.J.S.A. 40A:5A-12). If the Authority has a net deficit reported in its most recent audit, it must provide a deficit reduction plan in response to this question. (**Prepare a response to deficits caused by the implementation of GASB 68**)

N/A

HOUSING AUTHORITY CONTACT INFORMATION 2018

Please complete the following information regarding this Housing Authority. All information requested below must be completed.

Name of Authority:	SAYREVILLE HOUSING AUTHORITY		
Federal ID Number:	22-2469387		
Address:	650 WASHINGTON ROAD		
City, State, Zip:	SAYREVILLE	NJ	08872
Phone: (ext.)	732-721-8400	Fax:	732-721-0062

Preparer's Name:	THOMAS FURLONG		
Preparer's Address:	881 AMBOY AVE., PO BOX 390		
City, State, Zip:	PERTH AMBOY	NJ	08862
Phone: (ext.)	732-826-3118	Fax:	732-826-3111
E-mail:	tfurlong@perthamboya.org		

Chief Executive Officer:	DOUGLAS DZEMA		
Phone: (ext.)	732-721-8400	Fax:	732-721-0062
E-mail:	hapadoug@aol.com		

Chief Financial Officer:	NONE		
Phone: (ext.)		Fax:	
E-mail:			

Name of Auditor:			
Name of Firm:	HOLMAN FRENIA ALLISON, P.C.		
Address:	680 HOOPER AVENUE, SUITE 201		
City, State, Zip:	TOMS RIVER	NJ	08753
Phone: (ext.)	732-797-1333	Fax:	
E-mail:	hfacpas.com		

HOUSING AUTHORITY INFORMATIONAL QUESTIONNAIRE

SAYREVILLE

(Name)

FISCAL YEAR: FROM: 1-1-2018 TO: 12-31-2018

Answer all questions below completely and attach additional information as required.

- 1) Provide the number of individuals employed in (Use **Most Recent W-3 Available 2016 or 2017**) as reported on the Authority's Form W-3, Transmittal of Wage and Tax Statements: 0
- 2) Provide the amount of total salaries and wages as reported on the Authority's Form W-3, (Use **Most Recent W-3 Available 2016 or 2017**) Transmittal of Wage and Tax Statements: 0
- 3) Provide the number of regular voting members of the governing body: 7
- 4) Provide the number of alternate voting members of the governing body: 0
- 5) Did any person listed on Page N-4 have a family or business relationship with any other person listed on Page N-4 during the current fiscal year? no If "yes," attach a description of the relationship including the names of the individuals involved and their positions at the Authority.
- 6) Did all individuals that were required to file a Financial Disclosure Statement for the current fiscal year (**Most Recent Filing that March 31, 2017 or 2018 deadline has passed 2017 or 2018**) because of their relationship with the Authority file the form as required? (Checked to see if individuals actually filed at <http://www.state.nj.us/dca/divisions/dlgs/resources/fds.html> before answering)
no **If "no,"** provide a list of those individuals who failed to file a Financial Disclosure Statement and an explanation as to the reason for their failure to file. Shane Robinson has not filed.
- 7) Does the Authority have any amounts receivable from current or former commissioners, officers, key employees or highest compensated employees? no If "yes," attach a list of those individuals, their position, the amount receivable, and a description of the amount due to the Authority.
- 8) Was the Authority a party to a business transaction with one of the following parties:
 - a) A current or former commissioner, officer, key employee, or highest compensated employee?
yes - See Attached
 - b) A family member of a current or former commissioner, officer, key employee, or highest compensated employee? no
 - c) An entity of which a current or former commissioner, officer, key employee, or highest compensated employee (or family member thereof) was an officer or direct or indirect owner?
no

If the answer to any of the above is "yes," attach a description of the transaction including the name of the commissioner, officer, key employee, or highest compensated employee (or family member thereof) of the Authority; the name of the entity and relationship to the individual or family member; the amount paid; and whether the transaction was subject to a competitive bid process.
- 9) Did the Authority during the most recent fiscal year pay premiums, directly or indirectly, on a personal benefit contract? A personal benefit contract is generally any life insurance, annuity, or endowment contract that benefits, directly or indirectly, the transferor, a member of the transferor's family, or any other person designated by the transferor. no If "yes," attach a description of the arrangement, the premiums paid, and indicate the beneficiary of the contract.

Casper P. Boehm, Jr.

Counsellor at Law

Phone: 609-971-7233; Fax: 609-242-1160
Courier Address: 139 Spring Lake Blvd.; Waretown, NJ 08758
Mailing Address: PO Box 669; Waretown, NJ 08758 0669

September 8, 2009

Attn: Ms. Sandy Niemiec
Commissions - Sayreville Housing Authority
650 Washington Road
Sayreville, NJ 08872

Re: Kenneth Olchaskey - Conflict of Interest

Dear Commissioners:


This letter is written in response to the request of Vice-Chairman Kenneth Olchaskey as to whether or not he has any conflict of interest in voting on payments of rentals to Section 8 landlords and in particular, those payments being made to Richard Olchaskey, his brother. I gave a verbal opinion that there was no conflict and I hereby confirm said opinion in writing.

My opinion is based upon the following facts:

1. The amount of rent for all apartment is controlled and set by the Federal Government through the Section 8 program.
2. A person eligible to receive a Section 8 subsidy must qualify based upon Federal guidelines, not guidelines set by the Sayreville Housing Authority.
3. A tenant who qualifies for said subsidy must locate their own rental unit and request that it be approved. Approval is based upon the condition of the unit and the landlord's agreement to keep the unit in good repair.
4. The tenant's share of the rental amount is 30% of the tenants gross income and the balance of the rent (fixed by the Federal Government) is the subsidy.
5. The check for the subsidy portion is sent by the Housing Authority directly to the landlord.
6. In essence, the Housing Authority acts as a pass through from the Federal Government to the tenant and earns a fee based upon its work.
7. The Housing Authority has no control over and gives no direction to the tenant as to who the landlord may be.

Please feel free to call me if you have any questions.

Very truly yours,



CASPER P. BOEHM, JR.

- 10) Explain the Authority's process for determining compensation for all persons listed on Page N-4. Include whether the Authority's process includes any of the following: 1) review and approval by the commissioners or a committee thereof; 2) study or survey of compensation data for comparable positions in similarly sized entities; 3) annual or periodic performance evaluation; 4) independent compensation consultant; and/or 5) written employment contract. **Attach a narrative of your Authority's procedures for all employees.** No Employees
- 11) Did the Authority pay for meals or catering during the current fiscal year? no If "yes," attach a detailed list of all meals and/or catering invoices for the current fiscal year and provide an explanation for each expenditure listed.
- 12) Did the Authority pay for travel expenses for any employee or individual listed on Page N-4? no If "yes," attach a detailed list of all travel expenses for the current fiscal year and provide an explanation for each expenditure listed.
- 13) Did the Authority provide any of the following to or for a person listed on Page N-4 or any other employee of the Authority:
- First class or charter travel no
 - Travel for companions no
 - Tax indemnification and gross-up payments no
 - Discretionary spending account no
 - Housing allowance or residence for personal use no
 - Payments for business use of personal residence no
 - Vehicle/auto allowance or vehicle for personal use no
 - Health or social club dues or initiation fees no
 - Personal services (i.e.: maid, chauffeur, chef) no
- If the answer to any of the above is "yes," attach a description of the transaction including the name and position of the individual and the amount expended.
- 14) Did the Authority follow a written policy regarding payment or reimbursement for expenses incurred by employees and/or commissioners during the course of Authority business and does that policy require substantiation of expenses through receipts or invoices prior to reimbursement? yes If "no," attach an explanation of the Authority's process for reimbursing employees and commissioners for expenses. (If your authority does not allow for reimbursements indicate that in answer)
- 15) Did the Authority make any payments to current or former commissioners or employees for severance or termination? no If "yes," attach explanation including amount paid.
- 16) Did the Authority make any payments to current or former commissioners or employees that were contingent upon the performance of the Authority or that were considered discretionary bonuses? no If "yes," attach explanation including amount paid.
- 17) Did the Authority comply with its Continuing Disclosure Agreements for all debt issuances outstanding by submitting its audited annual financial statements, annual operating data, and notice of material events to the Municipal Securities Rulemaking Board's Electronic Municipal Marketplace Access (EMMA) as required? n/a If "no," attach a description of the Authority's plan to ensure compliance with its Continuing Disclosure Agreements in the future.
- 18) Did the Authority receive any notices from the Department of Housing and Urban Development or any other entity regarding maintenance or repairs required to the Authority's facilities to bring them into compliance with current regulations and standards that it has not yet taken action to remediate? no If "yes," attach explanation as to why the Authority has not yet undertaken the required maintenance or repairs and describe the Authority's plan to address the conditions identified.
- 19) Did the Authority receive any notices of fines or assessments from the Department of Housing and Urban Development or any other entity due to noncompliance with current regulations? no If "yes," attach a description of the event or condition that resulted in the fine or assessment and indicate the amount of the fine or assessment.
- 20) Has the Authority been deemed "troubled" by the Department of Housing and Urban Development? no If "yes," attach an explanation of the reason the Authority was deemed "troubled" and describe the Authority's plan to address the conditions identified.

**AUTHORITY SCHEDULE OF COMMISSIONERS, OFFICERS, KEY EMPLOYEES,
HIGHEST COMPENSATED EMPLOYEES AND INDEPENDENT CONTRACTORS**

SAYREVILLE

(Name)

FISCAL YEAR: FROM: 1-1-2018 TO: 12-31-2018

Complete the attached table for all persons required to be listed per #1-4 below.

- 1) List all of the Authority's current commissioners and officers and amount of compensation from the Authority and any other public entities as defined below. Enter zero if no compensation was paid.
- 2) List all of the Authority's key employees and highest compensated employees other than a commissioner or officer as defined below and amount of compensation from the Authority and any other public entities.
- 3) List all of the Authority's former officers, key employees and highest compensated employees who received more than \$100,000 in reportable compensation from the Authority and any other public entities during the most recent fiscal year completed.
- 4) List all of the Authority's former commissioners who received more than \$10,000 in reportable compensation from the Authority and any other public entities during the most recent fiscal year completed.

Commissioner: A member of the governing body of the authority with voting rights. Include alternates for purposes of this schedule.

Officer: A person elected or appointed to manage the authority's daily operations at any time during the year, such as the chairperson, vice-chairperson, secretary, or treasurer. For the purposes of this schedule, treat the authority's top management official and top financial official as officers. A member of the governing body may be both a commissioner and an officer for the purposes of this schedule.

Key employee: An employee or independent contractor of the authority (other than a commissioner or officer) who meets both of the following criteria:

- a) The individual received reportable compensation from the authority and all other public entities in excess of \$150,000 for the most recent fiscal year completed; and
- b) The individual has responsibilities or influence over the authority as a whole or has power to control or determine 10% or more of the authority's capital expenditures or operating budget.

Highest compensated employee: One of the five highest compensated employees or independent contractors of the authority other than current commissioners, officers, or key employees whose aggregate reportable compensation from the authority and other public entities is greater than \$100,000 for the most recent fiscal year completed.

Compensation: All forms of cash and non-cash payments or benefits provided in exchange for services, including salaries and wages, bonuses, severance payments, deferred payments, retirement benefits, fringe benefits, and other financial arrangements or transactions such as personal vehicles, meals, housing, personal and family education benefits, below-market loans, payment of personal or family travel, entertainment, and personal use of the Authority's property. Compensation includes payments and other benefits provided to both employees and independent contractors in exchange for services.

Reportable compensation: The aggregate compensation that is reported (or is required to be reported) on Form W-2, box 1 or 5, whichever amount is greater, and/or Form 1099-MISC, box 7, for the most recent calendar year ended 60 days before the start of the proposed budget year. For example, for fiscal years ending December 31, 2018 Most recent available W-2 and 1099 should be used (**2016 or 2017 Forms**)(60 days prior to start of budget year is November 1, 2017, with 2016 being the most recent calendar year ended), and for fiscal years ending June 30, 2018, the calendar year 2017 W-2 and 1099 should be used (60 days prior to start of budget year is May 1, 2018, with 2017 being the most recent calendar year ended).

Other Public Entity: Any municipality, county, local authority, fire district, or other government unit, regardless of whether it is related in any way to the Authority either by function or by physical location.

Authority Schedule of Commissioners, Officers, Key Employees, Highest Compensated Employees and Independent Contractors (Continued)

For the Period January 1, 2018 to December 31, 2018
Sayreville Housing Authority

Name	Title	Average Hours per Week Dedicated to Position	Position			Reportable Compensation from Authority (W-2/ 1099)		Estimated amount of other compensation from Authority (health benefits, pension, etc.)	Total Compensation from Authority	Names of Other Public Entities where Individual is an Employee or Member of the Governing Body (1) See note below	Positions held at Other Public Entities Listed in Column O	Average Hours per Week Dedicated to Positions at Other Public Entities Listed in Column O	Reportable Compensation from Other Public Entities (W-2/ 1099)	Estimated amount of other compensation from other Public Entities (health benefits, pension, payment in lieu of health benefits, etc.)	Total Compensation All Public Entities
			Commissioner	Officer	Key Employee	Highest Compensated Employee	Former								
1	Jorge Gonzalez-Gomez	Chairperson	5	X	X				None					0	
2	Kenneth Olchasky	Vice Chairperson	5	X	X				None					0	
3	Beverly Rappleyea	Commissioner	5	X					None					0	
4	Robert Redford	Commissioner	5	X					None					0	
5	Shane Robinson	Commissioner	5	X					None					0	
6	Arthur Rittenhouse	Commissioner	5	X					None					0	
7	Ron Green	Commissioner	5	X					None					0	
8	Douglas Dzemz	Executive Director	8	X	X				Perth Amboy H.A.	Executive Director	40	220,172	72,726	292,898	
9									0					0	
10									0					0	
11									0					0	
12									0					0	
13									0					0	
14									0					0	
15									0					0	
Total:													\$ 220,172	\$ 72,726	\$ 292,898

(1) Insert "None" in this column for each individual that does not hold a position with another Public Entity

Schedule of Health Benefits - Detailed Cost Analysis

Sayreville Housing Authority

For the Period January 1, 2018 to December 31, 2018

	# of Covered Members (Medical & Rx)		Annual Cost Estimate per Employee Proposed Budget		Total Cost Estimate Proposed Budget	# of Covered Members (Medical & Rx) Current Year	Annual Cost per Employee Current Year	Total Prior Year Cost	\$ Increase (Decrease)	% Increase (Decrease)
	Proposed Budget	Employee Proposed Budget	Employee Proposed Budget	Employee Proposed Budget						
Active Employees - Health Benefits - Annual Cost										
Single Coverage					\$			\$		#DIV/0!
Parent & Child					-			-		#DIV/0!
Employee & Spouse (or Partner)					-			-		#DIV/0!
Family					-			-		#DIV/0!
Employee Cost Sharing Contribution (enter as negative -)						0				#DIV/0!
Subtotal						0				#DIV/0!
Commissioners - Health Benefits - Annual Cost										
Single Coverage										#DIV/0!
Parent & Child										#DIV/0!
Employee & Spouse (or Partner)										#DIV/0!
Family										#DIV/0!
Employee Cost Sharing Contribution (enter as negative -)						0				#DIV/0!
Subtotal						0				#DIV/0!
Retirees - Health Benefits - Annual Cost										
Single Coverage	2	7,110	14,220	14,220	14,220	2	6,773	13,547	673	5.0% #DIV/0!
Parent & Child										
Employee & Spouse (or Partner)	1	14,220	14,220	14,220	14,220	1	13,548	13,548	672	5.0% #DIV/0!
Family										
Employee Cost Sharing Contribution (enter as negative -)						3				#DIV/0!
Subtotal					28,440	3		27,095	1,345	5.0% #DIV/0!
GRAND TOTAL	3		\$ 28,440		\$ 28,440	3		\$ 27,095	\$ 1,345	5.0%

Is medical coverage provided by the SHBP (Yes or No)? (Place Answer in Box) Yes No

Is prescription drug coverage provided by the SHBP (Yes or No)? (Place Answer in Box) Yes No

Note: Remember to Enter an amount in rows for Employee Cost Sharing

2018 HOUSING AUTHORITY BUDGET

Financial Schedules Section

SUMMARY

Sayreville Housing Authority
 January 1, 2018 to December 31, 2018

	FY 2018 Proposed Budget				FY 2017 Adopted Budget Total All Operations	\$ Increase (Decrease) Proposed vs. Adopted	% Increase (Decrease) Proposed vs. Adopted
	Public Housing Management	Section 8	Housing Voucher	Other Programs			
REVENUES							
Total Operating Revenues	\$ -	\$ -	\$ 2,202,930	\$ -	\$ 2,202,930	\$ 134,430	6.5%
Total Non-Operating Revenues	-	-	540	-	540	40	8.0%
Total Anticipated Revenues	-	-	2,203,470	-	2,203,470	134,470	6.5%
APPROPRIATIONS							
Total Administration	-	-	261,100	-	261,100	8,300	3.3%
Total Cost of Providing Services	-	-	1,926,300	-	1,926,300	135,300	7.6%
Total Principal Payments on Debt Service in Lieu of Depreciation	XXXXXXXXXX	XXXXXXXXXX	XXXXXXXXXX	XXXXXXXXXX	-	-	#DIV/0!
Total Operating Appropriations	-	-	2,187,400	-	2,187,400	143,600	7.0%
Total Interest Payments on Debt	XXXXXXXXXX	XXXXXXXXXX	XXXXXXXXXX	XXXXXXXXXX	-	-	#DIV/0!
Total Other Non-Operating Appropriations	-	-	-	-	-	-	#DIV/0!
Total Non-Operating Appropriations	-	-	-	-	-	-	#DIV/0!
Accumulated Deficit	-	-	-	-	-	-	#DIV/0!
Total Appropriations and Accumulated Deficit	-	-	2,187,400	-	2,187,400	143,600	7.0%
Less: Total Unrestricted Net Position Utilized	-	-	-	-	-	-	#DIV/0!
Net Total Appropriations	-	-	2,187,400	-	2,043,800	143,600	7.0%
ANTICIPATED SURPLUS (DEFICIT)	\$ -	\$ -	\$ 16,070	\$ -	\$ 16,070	\$ (9,130)	-36.2%

Revenue Schedule

Sayreville Housing Authority

For the Period

January 1, 2018

to

December 31, 2018

	FY 2018 Proposed Budget				FY 2017 Adopted Budget	Proposed vs. Adopted	Proposed vs. Adopted
	Public Housing Management	Section 8	Housing Voucher	Other Programs	Total All Operations	Total All Operations	All Operations
					Total All Operations	All Operations	All Operations
OPERATING REVENUES							
<i>Rental Fees</i>							
Homebuyers' Monthly Payments				\$ -	\$ -	\$ -	#DIV/0!
Dwelling Rental				-	-	-	#DIV/0!
Excess Utilities				-	-	-	#DIV/0!
Non-Dwelling Rental				-	-	-	#DIV/0!
HUD Operating Subsidy				-	-	-	#DIV/0!
New Construction - Acc Section 8				-	-	-	#DIV/0!
Voucher - Acc Housing Voucher			2096880	2,096,880	1,963,000	133,880	6.8%
Total Rental Fees	-	-	2,096,880	2,096,880	1,963,000	133,880	6.8%
<i>Other Operating Revenues (List)</i>							
Ports			27000	27,000	27,000	-	0.0%
Management Fees			40000	40,000	40,000	-	0.0%
Fee for Service			38000	38,000	37,500	500	1.3%
Frauds			1050	1,050	1,000	50	5.0%
Type in (Grant, Other Rev)				-	-	-	#DIV/0!
Type in (Grant, Other Rev)				-	-	-	#DIV/0!
Type in (Grant, Other Rev)				-	-	-	#DIV/0!
Type in (Grant, Other Rev)				-	-	-	#DIV/0!
Type in (Grant, Other Rev)				-	-	-	#DIV/0!
Type in (Grant, Other Rev)				-	-	-	#DIV/0!
Type in (Grant, Other Rev)				-	-	-	#DIV/0!
Type in (Grant, Other Rev)				-	-	-	#DIV/0!
Type in (Grant, Other Rev)				-	-	-	#DIV/0!
Type in (Grant, Other Rev)				-	-	-	#DIV/0!
Type in (Grant, Other Rev)				-	-	-	#DIV/0!
Type in (Grant, Other Rev)				-	-	-	#DIV/0!
Type in (Grant, Other Rev)				-	-	-	#DIV/0!
Type in (Grant, Other Rev)				-	-	-	#DIV/0!
Total Other Revenue	-	-	106,050	106,050	105,500	550	0.5%
Total Operating Revenues	-	-	2,202,930	2,202,930	2,068,500	134,430	6.5%
NON-OPERATING REVENUES							
<i>Other Non-Operating Revenues (List)</i>							
Type in				-	-	-	#DIV/0!
Type in				-	-	-	#DIV/0!
Type in				-	-	-	#DIV/0!
Type in				-	-	-	#DIV/0!
Type in				-	-	-	#DIV/0!
Type in				-	-	-	#DIV/0!
Total Other Non-Operating Revenue	-	-	-	-	-	-	#DIV/0!
<i>Interest on Investments & Deposits (List)</i>							
Interest Earned			540	540	500	40	8.0%
Penalties				-	-	-	#DIV/0!
Other				-	-	-	#DIV/0!
Total Interest	-	-	540	540	500	40	8.0%
Total Non-Operating Revenues	-	-	540	540	500	40	8.0%
TOTAL ANTICIPATED REVENUES	\$ -	\$ -	\$ 2,203,470	\$ 2,203,470	\$ 2,069,000	\$ 134,470	6.5%

Prior Year Adopted Revenue Schedule

Sayreville Housing Authority

FY 2017 Adopted Budget

	Public Housing Management	Section 8	Housing Voucher	Other Programs	Total All Operations
OPERATING REVENUES					
<i>Rental Fees</i>					
Homebuyers' Monthly Payments					\$ -
Dwelling Rental					-
Excess Utilities					-
Non-Dwelling Rental					-
HUD Operating Subsidy					-
New Construction - Acc Section 8					-
Voucher - Acc Housing Voucher			1,963,000		1,963,000
Total Rental Fees	-	-	1,963,000	-	1,963,000
<i>Other Revenue (List)</i>					
Ports			27,000		27,000
Management Fees			40,000		40,000
Fee for Service			37,500		37,500
Frauds			1,000		1,000
Type in (Grant, Other Rev)					-
Type in (Grant, Other Rev)					-
Type in (Grant, Other Rev)					-
Type in (Grant, Other Rev)					-
Type in (Grant, Other Rev)					-
Type in (Grant, Other Rev)					-
Type in (Grant, Other Rev)					-
Type in (Grant, Other Rev)					-
Type in (Grant, Other Rev)					-
Type in (Grant, Other Rev)					-
Type in (Grant, Other Rev)					-
Type in (Grant, Other Rev)					-
Type in (Grant, Other Rev)					-
Type in (Grant, Other Rev)					-
Type in (Grant, Other Rev)					-
Type in (Grant, Other Rev)					-
Total Other Revenue	-	-	105,500	-	105,500
Total Operating Revenues	-	-	2,068,500	-	2,068,500
NON-OPERATING REVENUES					
<i>Other Non-Operating Revenues (List)</i>					
Type in					-
Type in					-
Type in					-
Type in					-
Type in					-
Type in					-
Total Non-Operating Revenues	-	-	-	-	-
<i>Interest on Investments & Deposits</i>					
Interest Earned			500		500
Penalties					-
Other					-
Total Interest	-	-	500	-	500
Total Non-Operating Revenues	-	-	500	-	500
TOTAL ANTICIPATED REVENUES	\$ -	\$ -	\$ 2,069,000	\$ -	\$ 2,069,000

Appropriations Schedule

Sayreville Housing Authority
For the Period January 1, 2018 to December 31, 2018

	FY 2018 Proposed Budget				FY 2017 Adopted Budget	\$ Increase (Decrease) Proposed vs. Adopted	% Increase (Decrease) Proposed vs. Adopted
	Public Housing Management	Section 8	Housing Voucher	Other Programs	Total All Operations	Total All Operations	All Operations All Operations
OPERATING APPROPRIATIONS							
<i>Administration</i>							
Salary & Wages				\$ -	\$ -	\$ -	#DIV/0!
Fringe Benefits			37,070	37,070	35,300	1,770	5.0%
Legal			6,700	6,700	6,500	200	3.1%
Staff Training			5,150	5,150	5,000	150	3.0%
Travel			9,270	9,270	9,000	270	3.0%
Accounting Fees				-	-	-	#DIV/0!
Auditing Fees			7,210	7,210	7,000	210	3.0%
Miscellaneous Administration*			195,700	195,700	190,000	5,700	3.0%
Total Administration	-	-	261,100	261,100	252,800	8,300	3.3%
<i>Cost of Providing Services</i>							
Salary & Wages - Tenant Services				-	-	-	#DIV/0!
Salary & Wages - Maintenance & Operation				-	-	-	#DIV/0!
Salary & Wages - Protective Services				-	-	-	#DIV/0!
Salary & Wages - Utility Labor				-	-	-	#DIV/0!
Fringe Benefits				-	-	-	#DIV/0!
Tenant Services				-	-	-	#DIV/0!
Utilities				-	-	-	#DIV/0!
Maintenance & Operation				-	-	-	#DIV/0!
Protective Services				-	-	-	#DIV/0!
Insurance			7,210	7,210	7,000	210	3.0%
Payment in Lieu of Taxes (PILOT)				-	-	-	#DIV/0!
Terminal Leave Payments				-	-	-	#DIV/0!
Collection Losses				-	-	-	#DIV/0!
Other General Expense			1,030	1,030	1,000	30	3.0%
Rents			1,916,000	1,916,000	1,781,000	135,000	7.6%
Extraordinary Maintenance				-	-	-	#DIV/0!
Replacement of Non-Expendible Equipment			2,060	2,060	2,000	60	3.0%
Property Betterment/Additions				-	-	-	#DIV/0!
Miscellaneous COPS*				-	-	-	#DIV/0!
Total Cost of Providing Services	-	-	1,926,300	1,926,300	1,791,000	135,300	7.6%
Total Principal Payments on Debt Service in Lieu of Depreciation				-	-	-	#DIV/0!
Total Operating Appropriations	-	-	2,187,400	2,187,400	2,043,800	143,600	7.0%
NON-OPERATING APPROPRIATIONS							
Total Interest Payments on Debt				-	-	-	#DIV/0!
Operations & Maintenance Reserve				-	-	-	#DIV/0!
Renewal & Replacement Reserve				-	-	-	#DIV/0!
Municipality/County Appropriation				-	-	-	#DIV/0!
Other Reserves				-	-	-	#DIV/0!
Total Non-Operating Appropriations	-	-	-	-	-	-	#DIV/0!
TOTAL APPROPRIATIONS	-	-	2,187,400	2,187,400	2,043,800	143,600	7.0%
ACCUMULATED DEFICIT				-	-	-	#DIV/0!
TOTAL APPROPRIATIONS & ACCUMULATED DEFICIT	-	-	2,187,400	2,187,400	2,043,800	143,600	7.0%
UNRESTRICTED NET POSITION UTILIZED							
Municipality/County Appropriation				-	-	-	#DIV/0!
Other				-	-	-	#DIV/0!
Total Unrestricted Net Position Utilized	-	-	-	-	-	-	#DIV/0!
TOTAL NET APPROPRIATIONS	\$ -	\$ -	\$ 2,187,400	\$ 2,187,400	\$ 2,043,800	\$ 143,600	7.0%

* Miscellaneous line items may not exceed 5% of total operating appropriations shown below. If amount in miscellaneous is greater than the amount shown below, then the line item must be itemized above.

5% of Total Operating Appropriations \$ - \$ - \$ 109,370.00 \$ - \$ 109,370.00

SAYREVILLE HOUSING AUTHORITY
STATE BUDGET PAGE F-4
MISCELLANEOUS ADMINISTRATION

Item	Amount
Interlocal with Perth Amboy	166,350
Membership Fees/Dues	500
Telephone	2,320
Software Maintenance	8,240
HCV Inspections	9,525
Office Supplies	3,100
Postage	2,575
Advertising	1,030
Petty Cash	1,030
Utilities	1,030
Total	195,700

Prior Year Adopted Appropriations Schedule

Sayreville Housing Authority

	<i>FY 2017 Adopted Budget</i>				Total All Operations
	Public Housing Management	Section 8	Housing Voucher	Other Programs	
OPERATING APPROPRIATIONS					
<i>Administration</i>					
Salary & Wages					\$ -
Fringe Benefits			35,300		35,300
Legal			6,500		6,500
Staff Training			5,000		5,000
Travel			9,000		9,000
Accounting Fees					-
Auditing Fees			7,000		7,000
Miscellaneous Administration*			190,000		190,000
Total Administration	-	-	252,800	-	252,800
<i>Cost of Providing Services</i>					
Salary & Wages - Tenant Services					-
Salary & Wages - Maintenance & Operation					-
Salary & Wages - Protective Services					-
Salary & Wages - Utility Labor					-
Fringe Benefits					-
Tenant Services					-
Utilities					-
Maintenance & Operation					-
Protective Services					-
Insurance			7,000		7,000
Payment in Lieu of Taxes (PILOT)					-
Terminal Leave Payments					-
Collection Losses					-
Other General Expense			1,000		1,000
Rents			1,781,000		1,781,000
Extraordinary Maintenance					-
Replacement of Non-Expendible Equipment			2,000		2,000
Property Betterment/Additions					-
Miscellaneous COPS*					-
Total Cost of Providing Services	-	-	1,791,000	-	1,791,000
Total Principal Payments on Debt Service in Lieu of Depreciation	XXXXXXXXXXXXXXXX	XXXXXXXXXXXXXXXX	XXXXXXXXXXXXXXXX	XXXXXXXXXXXXXXXX	-
Total Operating Appropriations	-	-	2,043,800	-	2,043,800
NON-OPERATING APPROPRIATIONS					
Total Interest Payments on Debt	XXXXXXXXXXXXXXXX	XXXXXXXXXXXXXXXX	XXXXXXXXXXXXXXXX	XXXXXXXXXXXXXXXX	-
Operations & Maintenance Reserve					-
Renewal & Replacement Reserve					-
Municipality/County Appropriation					-
Other Reserves					-
Total Non-Operating Appropriations	-	-	-	-	-
TOTAL APPROPRIATIONS	-	-	2,043,800	-	2,043,800
ACCUMULATED DEFICIT					-
TOTAL APPROPRIATIONS & ACCUMULATED DEFICIT	-	-	2,043,800	-	2,043,800
UNRESTRICTED NET POSITION UTILIZED					
Municipality/County Appropriation					-
Other					-
Total Unrestricted Net Position Utilized	-	-	-	-	-
TOTAL NET APPROPRIATIONS	\$ -	\$ -	\$ 2,043,800	\$ -	\$ 2,043,800

* Miscellaneous line items may not exceed 5% of total operating appropriations shown below. If amount in miscellaneous is greater than the amount shown below, then the line item must be itemized above.

5% of Total Operating Appropriations	\$	-	\$	-	\$	102,190.00	\$	-	\$	102,190.00
--------------------------------------	----	---	----	---	----	------------	----	---	----	------------

Debt Service Schedule - Principal

Sayreville Housing Authority

if Authority has no debt X this box

X

Fiscal Year Ending in

	Proposed Budget Year 2018	2019	2020	2021	2022	2023	Thereafter	Total Principal Outstanding
Type in Issue Name	-	-	-	-	-	-	-	-
Type in Issue Name	-	-	-	-	-	-	-	-
Type in Issue Name	-	-	-	-	-	-	-	-
Type in Issue Name	-	-	-	-	-	-	-	-
TOTAL PRINCIPAL	-	-	-	-	-	-	-	-
LESS: HUD SUBSIDY	-	-	-	-	-	-	-	-
NET PRINCIPAL	-	-	-	-	-	-	-	-

Indicate the Authority's most recent bond rating and the year of the rating by ratings service.

Moody's		Standard & Poors	

Bond Rating
Year of Last Rating

Debt Service Schedule - Interest

Sayreville Housing Authority

If Authority has no debt X this box

X

	<i>Fiscal Year Ending in</i>					Thereafter	Total Interest Payments Outstanding
	Proposed Budget Year 2018	2019	2020	2021	2022		
Adopted Budget Year 2017	-						
Type in Issue Name	-						
Type in Issue Name	-						
Type in Issue Name	-						
Type in Issue Name	-						
TOTAL INTEREST	-						
LESS: HUD SUBSIDY	-						
NET INTEREST	-						
	\$	-	-	-	-	-	-
	\$	-	-	-	-	-	-

Net Position Reconciliation

Sayreville Housing Authority
 For the Period January 1, 2018 to December 31, 2018

FY 2018 Proposed Budget

	Public Housing Management	Section 8	Housing Voucher	Other Programs	Total All Operations
	\$	-	\$ 26,167	\$	\$ 26,167
	-	-	26,167	-	26,167
	-	-	-	-	-
	-	-	-	-	-
	-	-	-	-	-
	-	-	-	-	-
	-	-	-	-	-
	-	-	25,200	-	25,200
	-	-	-	-	-
	-	-	-	-	-
	-	-	-	-	-
	\$	\$	\$ 51,367	\$	\$ 51,367

TOTAL NET POSITION BEGINNING OF CURRENT YEAR (1)
 Less: Invested in Capital Assets, Net of Related Debt (1)
 Less: Restricted for Debt Service Reserve (1)
 Less: Other Restricted Net Position (1)
 Total Unrestricted Net Position (1)
 Less: Designated for Non-Operating Improvements & Repairs
 Less: Designated for Rate Stabilization
 Less: Other Designated by Resolution
 Plus: Accrued Unfunded Pension Liability (1)
 Plus: Accrued Unfunded Other Post-Employment Benefit Liability (1)
 Plus: Estimated Income (Loss) on Current Year Operations (2)
 Plus: Other Adjustments (attach schedule)

UNRESTRICTED NET POSITION AVAILABLE FOR USE IN PROPOSED BUDGET
 Unrestricted Net Position Utilized to Balance Proposed Budget
 Unrestricted Net Position Utilized in Proposed Capital Budget
 Appropriation to Municipality/County (3)
 Total Unrestricted Net Position Utilized in Proposed Budget
PROJECTED UNRESTRICTED UNDESIGNATED NET POSITION AT END OF YEAR (4)

- (1) Total of all operations for this line item must agree to audited financial statements.
- (2) Include budgeted and unbudgeted use of unrestricted net position in the current year's operations.
- (3) Amount may not exceed 5% of total operating appropriations. See calculation below.
 Maximum Allowable Appropriation to Municipality/County \$ - \$ - \$ 109,370 \$ - \$ 109,370
- (4) If Authority is projecting a deficit for any operation at the end of the budget period, the Authority must attach a statement explaining its plan to reduce the deficit, including the timeline for elimination of the deficit, if not already detailed in the budget narrative section.

2018
SAYREVILLE
(Name)

HOUSING
AUTHORITY
CAPITAL
BUDGET/
PROGRAM

2018 CERTIFICATION OF HOUSING AUTHORITY CAPITAL BUDGET/PROGRAM

SAYREVILLE


(Name)

FISCAL YEAR: FROM: 1-1-2018 TO: 12-31-2018

It is hereby certified that the Housing Authority Capital Budget/Program annexed hereto is a true copy of the Capital Budget/Program approved, pursuant to N.J.A.C. 5:31-2.2, along with the Annual Budget, by the governing body of the _____ Housing Authority, on the _____ day of _____, _____.

OR

It is hereby certified that the governing body of the Sayreville Housing Authority have elected **NOT** to adopt a Capital Budget /Program for the aforesaid fiscal year, pursuant to N.J.A.C. 5:31-2.2 for the following reason(s): No Public Housing

Officer's Signature:			
Name:	DOUGLAS DZEMA		
Title:	EXECUTIVE DIRECTOR		
Address:	650 WASHINGTON ROAD SAYREVILLE, NJ 08872		
Phone Number:	732-721-8400	Fax Number:	732-721-0062
E-mail address	<u>hapadoug@aol.com</u>		

2018 CAPITAL BUDGET/PROGRAM MESSAGE

SAYREVILLE Housing Authority

(Name)

FISCAL YEAR: FROM: 1-1-2018 TO: 12-31-2018

This section is included in the Capital Budget pursuant to N.J.A.C. 5:31-2. It does not in itself confer any authorization to raise or expend funds. Rather, it is a document used as part of the Housing Authority's planning and management system. Specific authorization to spend funds for purposes described in this section must be granted elsewhere, by a separate financing agreement, security agreement, by resolution appropriating funds from the Renewal and Replacement Reserve, or other lawful means.

1. Has the Capital Budget/Program been prepared in consultation with or reviewed by, the local and county planning board(s), governing body(ies), or other affected governmental entity(ies) of the jurisdiction(s) served by the Housing Authority?
2. Has each capital project/project financing been developed from a specific plan or report and have the full life cycle costs of each been calculated?
3. Has the Housing Authority prepared a long-term (10-20 years) infrastructure needs assessment?
4. Are any of the capital projects/project financings being undertaken in a community that has a State Plan designated center? If so, please describe the relationship of same to the center's goals and objectives.
5. Describe the impact on the schedule of rents and/or user charges if the proposed capital projects are undertaken. Indicate the impact on current and future year's schedules.
6. Have the projects been reviewed and approved by HUD?

Add additional sheets if necessary.

Proposed Capital Budget

Sayreville Housing Authority
For the Period January 1, 2018 to December 31, 2018

	Estimated Total Cost	<i>Funding Sources</i>				
		Unrestricted Net Position Utilized	Renewal & Replacement Reserve	Debt Authorization	Capital Grants	Other Sources
<i>Public Housing Management</i>						
Type in Description	\$ -					
Type in Description	-					
Type in Description	-					
Type in Description	-					
Total	-	-	-	-	-	-
<i>Section 8</i>						
Type in Description	-					
Type in Description	-					
Type in Description	-					
Type in Description	-					
Total	-	-	-	-	-	-
<i>Housing Voucher</i>						
Type in Description	-					
Type in Description	-					
Type in Description	-					
Type in Description	-					
Total	-	-	-	-	-	-
<i>Other Programs</i>						
Type in Description	-					
Type in Description	-					
Type in Description	-					
Type in Description	-					
Total	-	-	-	-	-	-
TOTAL PROPOSED CAPITAL BUDGET	\$ -	\$ -	\$ -	\$ -	\$ -	\$ -

Enter brief description of up to four projects for each operation above. For operations with more than four budgeted projects, please attach additional schedules. Input total amount of all projects for the operation on single line and enter "See Attached Schedule" instead of project description.

5 Year Capital Improvement Plan

Sayreville Housing Authority

For the Period January 1, 2018 to December 31, 2018

Fiscal Year Beginning in

	Estimated Total Cost	Current Budget Year 2018	2019	2020	2021	2022	2023
<i>Public Housing Management</i>							
Type in Description	\$ -	\$ -					
Type in Description	-	-					
Type in Description	-	-					
Type in Description	-	-					
Total	-	-	-	-	-	-	-
<i>Section 8</i>							
Type in Description	-	-					
Type in Description	-	-					
Type in Description	-	-					
Type in Description	-	-					
Total	-	-	-	-	-	-	-
<i>Housing Voucher</i>							
Type in Description	-	-					
Type in Description	-	-					
Type in Description	-	-					
Type in Description	-	-					
Total	-	-	-	-	-	-	-
<i>Other Programs</i>							
Type in Description	-	-					
Type in Description	-	-					
Type in Description	-	-					
Type in Description	-	-					
Total	-	-	-	-	-	-	-
TOTAL	\$ -	\$ -	\$ -	\$ -	\$ -	\$ -	\$ -

Project descriptions entered on Page CB-3 will carry forward to Pages CB-4 and CB-5. No need to re-enter project descriptions above.

5 Year Capital Improvement Plan Funding Sources

Sayreville Housing Authority

For the Period January 1, 2018 to December 31, 2018

	Estimated Total Cost	Funding Sources			
		Unrestricted Net Position Utilized	Renewal & Replacement Reserve	Debt Authorization	Capital Grants Other Sources
<i>Public Housing Management</i>					
Type in Description	\$ -				
Type in Description	-				
Type in Description	-				
Type in Description	-				
Total	-	-	-	-	-
<i>Section 8</i>					
Type in Description	-				
Type in Description	-				
Type in Description	-				
Type in Description	-				
Total	-	-	-	-	-
<i>Housing Voucher</i>					
Type in Description	-				
Type in Description	-				
Type in Description	-				
Type in Description	-				
Total	-	-	-	-	-
<i>Other Programs</i>					
Type in Description	-				
Type in Description	-				
Type in Description	-				
Type in Description	-				
Total	-	-	-	-	-
TOTAL	\$ -	\$ -	\$ -	\$ -	\$ -
Total 5 Year Plan per CB-4	\$ -				
Balance check		- If amount is other than zero, verify that projects listed above match projects listed on CB-4.			

Project descriptions entered on Page CB-3 will carry forward to Pages CB-4 and CB-5. No need to re-enter project descriptions above.